

0234576000

# HAMMERTONE CHORUS STOMPBOX

Glassy, shimmering, and bubbly– the Hammertone™ Chorus is a simple and powerful modulation device designed to deliver pristine choral sweeps. Pedal board-friendly top-mounted in & out jacks and true bypass footswitch mean it will integrate seamlessly into your rig.

0234576000 and or type unknown

kdqZvN100zw1oxD1647503268\_FEN1878\_2\_12443.png

LvZk1B26ex7BUSB1647503273\_FEN1878\_3\_12443.png

iv9TaShOpf75ijO1647503288\_FEN1878\_6\_12443.png


0234576000

# HAMMERTONE CHORUS STOMPBOX

---

## HIGHLIGHTS

---




### ORIGINAL FENDER®-DESIGNED CHORUS EFFECT

Designed by our in-house experts, the Hammertone™ Chorus provides lush, swirling modulation

---

## THREE CHORUS TYPES


Three distinct chorus modes are available at the flick of a switch, allowing you to capture classic chorus tones.



0234576000

# HAMMERTONE CHORUS STOMPBOX

---




## tone switch

Adjusting the tone switch lets the modulation effect sit more subtly in your mix, getting out of the way of your playing.

---

## CUSTOM COLOR "F" LOGO KNOBS


Paying homage to Fender's historic custom colors, these "F" logo knobs are easy to read, easy to grip and stand out on stage.



---

## RUGGED, ROAD-WORTHY HARDWARE

The rugged aluminum enclosure and metal hardware deliver road-worthy reliability. True bypass switching ensure easy setup and pure tone.




0234576000

# HAMMERTONE CHORUS STOMPBOX

## TOP MOUNT JACKS

Top-mounted input and output jacks allow more pedals to be used on the same board, as well as increasing pedal routing options.



## PRODUCT DETAILS

### KEY FEATURES

Fender®-designed Chorus Effect Type & Tone Switches

Top Mount Input/Output Jacks

True-Bypass Switching

Powered by 9-Volt Center Negative AC Adaptor, Not Included

Dimension: 63,5 x 82,5 x 127 mm

Weight: 273 gr (0,6 lbs)