

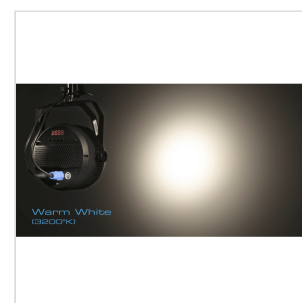
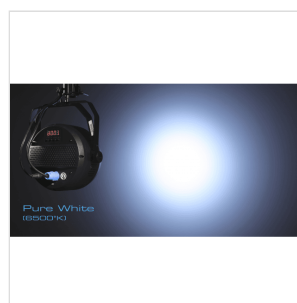

SCENIC W504

4X50W WARM + PURE WHITE LED PAR WITH 25° BEAM FOR INDOOR USE

Scenic W504 is a compact and lightweight LED Par designed for live events, club installations and all those indoor applications where white lights with different color temperature and narrow beam (25°) are required. The light source features 4x50W LEDs (2 Warm White @ 3200°K; 2 Pure White @ 5600°K) that can be mixed according to the light designer needs.

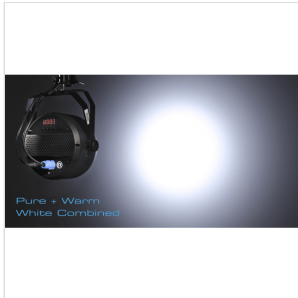
Its main strengths are reliability and flexibility. The first is based on the quality and selection of LED chips, the quality of optical lenses and the use of digital processor technology for LED chip temperature and fan speed control in order to preserve LED life and light brilliance. The second point, flexibility, means that the user can turn off the fan by renouncing part of luminance and make the fixture totally silent. This could be very useful to rental companies and professionals in all those situations "on the fly", where total silence is needed (houses of worship, theaters, conference halls, etc.) and do not have silent white fixtures enough or simply because the installation requires more fixtures than those available.

Scenic W504 is the solution for any type of white lighting, without problems anywhere.



SCENIC W504

4X50W WARM + PURE WHITE LED PAR WITH 25° BEAM FOR INDOOR USE



SCENIC W504

4X50W WARM + PURE WHITE LED PAR WITH 25° BEAM FOR INDOOR USE

HIGHLIGHTS



FAN SPEED AND TEMPERATURE CONTROLLED BY DIGITAL PROCESSOR


The digital processor of the SCENIC W504 controls the fan speed and the LED temperature so as to avoid overheating of the chip. The user can choose 3 presets depending on how much noise is acceptable according to the different applications (live show, theater, house of worship, conference, etc.).

- **FAN0** - the digital processor activates the fan when the LED internal temperature exceeds 40°C (104°F), and the speed is proportional to heat;
- **FAN1** - (Silent Mode) completely turns off the fan, and the fixture becomes totally silent. The processor manages the current supplied to the LED so as not to overheat it. This can lead to a reduction in brightness;
- **FAN2** - always leaves the fan on. However, the maximum noise does not exceed 43dBA @ 1m.

16-BIT ACCURATE DIMMER CONTROL AND FLICKER-FREE OPERATION

Much attention has been dedicated to the quality of Dimmer control so as to offer smooth DMX or Manual control.

Furthermore, since the frequency of LED control is higher than 15kHz, the annoying **flicker effect** is avoided in case of video shooting of the SCENIC W504 light source.



SCENIC W504

4X50W WARM + PURE WHITE LED PAR WITH 25° BEAM FOR INDOOR USE

PRODUCT DETAILS

KEY FEATURES

High brightness / long lifespan LED chips with high-quality lens

Up to 109000 lux @ 1m

Warm White (3200°K) and Pure White (5600°K) color mixing

Flicker-free LED emission for broadcast applications

25° beam angle with advanced dimmer system and strobo effects

Intelligent fan speed and control

Lightweight aluminum housing with all-directional ventilation system

SPECIFICATIONS

Light source	4 x 50W LED
Color System	2x Warm White @ 3200°K + 2x Pure White @ 5600°K
LED Control	Flicker-free
Optical System	25° lens
Luminance	109000 Lux @ 1m; 27000 @ 2m (all LEDs combined)
Light Source life-cycle	> 50.000 h
Dimmer	0-100% linear dimming with sinusoidal smooth subdivision technology
Control mode	DMX512 2CH/6CH with RDM
Operating Modes	Master/Slave, Manual
Strobe	0-20Hz

SCENIC W504

4X50W WARM + PURE WHITE LED PAR WITH 25° BEAM FOR INDOOR USE

Cooling System	All-Direction Ventilating System with Processor control
Fan Noise	0dB (under 58°C); 44.0 dBA @ 0.5m (above 58°C); 46.1 dBA close to fixture
IP Rate	IP20
Working Temperature	-20°C to 50°C (-4°F to 122°F)
Housing	Aluminum with fine sand wear-resistant spray paint
Operating Voltage	110V-240V / 50-60Hz
Power Consumption	220W max.
Fixture Size (LxD)	Min. Ø228 x 139 mm (Ø8.98 x 5.47 in); Max. - bracket included - Ø282 x 253 mm (Ø11.10 x 9.96 in)
Fixture Weight	2,9 kg (6.39 lbs.)
Carton Size (LxHxD)	290 x 290 x 290 mm (11.42 x 11.42 x 11.42 in)
Carton Weight	3,7 kg (8.16 lbs.)