

LIGHTBLASTER S960

CENTOLIGHT WASH AND STROBE SQUARE LED

LIGHTBLASTER S960

The **LIGHTBLASTER S960** presents itself as a sophisticated LED strobe and wash device designed for indoor applications where power, safety, and versatility are crucial. Its light source is based on 864pcs LED RGB 3in1 and 96pcs White LED. The emission surface is divided into 8+8 independent zones. It is possible to control the individual colors of each zone via DMX, or simplify the number of channels for basic strobe/wash applications. The device is specifically designed for indoor silent environments, such as theaters, houses of worship, or live stages with soft music.





The **LIGHTBLASTER S960** is the result of meticulous design, aiming to meet the rigorous requirements of contemporary environments. Its advanced light source, composed of 864 LED RGB 3in1 and 96 White LED, offers exceptional precision and control with the emission surface divided into 8+8 independent zones. Thanks to DMX control, it is possible to manage colors individually in each zone or simplify configurations for basic strobe and wash applications.

The **LIGHTBLASTER S960** stands out for its unparalleled versatility. Offering a spectrum of possibilities, users can easily tailor the lighting experience to their specific needs. Whether it's detailed color control via DMX or simpler strobe and wash applications, this device adapts with elegance to every situation.

In conclusion, the **LIGHTBLASTER S960** is an ode to innovation and excellence in the field of LED lighting. Its meticulous design, technical prowess, and flexibility make it an outstanding choice for those seeking to elevate the indoor lighting experience. Immerse yourself in a world where brilliance meets subtlety, thanks to the **LIGHTBLASTER S960**.



LIGHTBLASTER S960 CENTOLIGHT WASH AND STROBE SQUARE LED LIGHTBLASTER S960




LIGHTBLASTER S960

CENTOLIGHT WASH AND STROBE SQUARE LED

LIGHTBLASTER S960

HIGHLIGHTS



IDEAL ENVIRONMENTS:

Customized for indoor environments that require not only brilliance but also uniformity, the **LIGHTBLASTER S960** thrives in theaters, houses of worship, and live stages characterized by the soothing rhythm of soft music. Its silent operation ensures seamless integration into these spaces, elevating the visual ambiance without disrupting the auditory experience.

PERFORMANCE EXCELLENCE:

The **LIGHTBLASTER S960** goes beyond mere functionality, delivering a performance that surpasses expectations. Immerse yourself in its radiant glow as it effortlessly navigates through a spectrum of colors with unmatched precision. The lighting experience is not just a technical marvel but a visual symphony, where each zone contributes harmoniously to create a captivating display.



LIGHTBLASTER S960

CENTOLIGHT WASH AND STROBE SQUARE LED LIGHTBLASTER S960



PRECISION WITHOUT BOUNDS:

The **LIGHTBLASTER S960** showcases an unparalleled level of precision as it gracefully navigates through the spectrum of strobes. Advanced technology facilitates a seamless and flawless transition between colors and effects, crafting a visual spectacle that surpasses expectations. Whether employed in theatrical settings, places of worship, or live stages, precision remains the cornerstone of an engaging strobe performance.

LIGHTBLASTER S960

CENTOLIGHT WASH AND STROBE SQUARE LED

LIGHTBLASTER S960

PRODUCT DETAILS

KEY FEATURES

864pcs RGB LED 3in1 and 96pcs White LEDs

8+8 Independent Zones

Strobe from 0 to 30Hz

Built-in Strobe, Color Mixing and Auto effects

DMX512/Auto/Master-Slave/Sound Control Modes

Convection Cooling System

SPECIFICATIONS

Led source	864pcs LED RGB 3in1 and 96pcs White LED
Zones	8+8
Dimmer	0÷100% Control
Strobe	0-30Hz
DMX Channel Modes	4CH / 12CH / 32CH
Control Modes	DMX512/Auto/Master-Slave/Sound Active
Control Panel	4-digit LED Display and 4 Buttons
DMX Connections	3-pin In/Out
Power Connections	PowerCon In/Out
Cooling Convection	Cooling
IP Grade	IP20

LIGHTBLASTER S960

CENTOLIGHT WASH AND STROBE SQUARE LED

LIGHTBLASTER S960

Voltage	AC110V-240V
Frequency	50/60Hz
Power Consumption	250W
Fixture Size (WxDxH)	413 x 100 x 218 mm (16.26 x 3.94 x 8.58 in)
Fixture Weight	3.4 kg (7.49 lbs.)
Carton Size (WxDxH)	500 x 160 x 300 mm (19.68 x 6.30 x 11.81 in)
Carton Weight	3.5 kg (7.72 lbs.)